








## VC70 Technical Accessory Guide









NOTE: This document is only for general reference. Solution Builder and related PMBs should be used for product availability, pricing, and final solution selection.

\* Zebra does not endorse or specifically recommend any **third-party products, accessories, or hardware**. ZEBRA DISCLAIMS ANY AND ALL LIABILITY, INCLUDING ANY EXPRESS OR IMPLIED WARRANTIES, WHETHER ORAL OR WRITTEN, FOR SUCH THIRD PARTY PRODUCTS, ACCESSORIES, OR HARDWARE. THE CUSTOMER ACKNOWLEDGES THAT NO REPRESENTATION HAS BEEN MADE BY ZEBRA AS TO THE FITNESS OF THE THIRD-PARTY PRODUCTS, ACCESSORIES, OR HARDWARE FOR THE CUSTOMER'S INTENDED PURPOSE.

### Communication Cables and Accessories








Part Number	Picture	Description	Notes	Required Items
25-124330-01R		USB to ActiveSync PC/Host cable	<ul style="list-style-type: none"> <li>Micro USB connection on VC70 end</li> </ul>	
CBA-UF7-C12ZAR		VC70N0 to 36xx Cable (USB)	<ul style="list-style-type: none"> <li>USB cable locks onto VC70 using two screws</li> <li>Coiled cable is 12 ft long when extended and is about 5 ft. long when un-extended.</li> <li>Rated to -30°C for freezer environment use.</li> <li>When connected to STB3678/FLB3678, will charge a fully depleted battery in about 10 hours (provides 500 maH current to cradle).</li> </ul>	
CBA-UF2-C12ZAR		VC70 to 36xx Scanner Cable (USB)	<ul style="list-style-type: none"> <li>USB cable locks onto VC70 using two screws</li> <li>Coiled cable is 12 ft long when extended</li> <li>Rated to -30°C for freezer environment use.</li> </ul>	
25-159548-02		VC70 to 34xx/35xx Scanner Cable (USB)	<ul style="list-style-type: none"> <li>Improved performance in freezer environments vs. 25-159548-01. The conductor insulation material was changed to a stiffer material so the copper does not flex at as sharp an angle, resulting in a longer bend life.</li> <li>USB cable locks onto VC70 using two screws</li> <li>Provides enough power for DS3508-ER</li> <li>12 ft long when extended</li> </ul>	
CBA-RF3-C09ZAR		VC70 to 36xx Scanner Cable (Serial)	<ul style="list-style-type: none"> <li>VC70 provides power to scanner on pin 9 (COM1 or COM2 using 25-159547-01 Adapter Cable).</li> <li>Provides enough power for DS3608-ER in default power mode.</li> <li>VC70 Control Panel applet must be configured to power the COM port.</li> <li>Scanner can be used in native SSI mode for additional scanner control.</li> <li>Rated to -30°C for freezer environment use.</li> <li>Cable provides TTL to RS232 signal conversion for improved performance with VC70.</li> </ul>	









CBA-R49-C09ZAR		VC70 to 34xx/35xx Scanner Cable - (Serial)	<ul style="list-style-type: none"> <li>VC70 provides power to scanner on pin 9 (COM1 or COM2 using 25-159547-01 Adapter Cable).</li> <li>Provides enough power for DS3508-ER.</li> <li>VC70 Control Panel applet must be configured to power the COM port.</li> <li>Scanner can be used in native SSI mode for additional scanner control.</li> <li>9 ft. coiled cable</li> <li>Cable and strain relief are rated for freezer environment use (-30°C) and will provide better performance in non-freezer environments also.</li> <li>Cable provides TTL to RS232 signal conversion for improved performance with VC70.</li> </ul>	
CBA-R37-C09ZAR		VC70 to 34xx/35xx Scanner Cable (Serial)	<ul style="list-style-type: none"> <li><b>Recommend using CBA-R49-C09ZAR instead</b></li> <li>VC70 provides power to scanner on pin 9 (COM1 or COM2 using 25-159547-01 Adapter Cable).</li> <li>Provides enough power for DS3508-ER.</li> <li>VC70 Control Panel applet must be configured to power the COM port.</li> <li>Scanner can be used in native SSI mode for additional scanner control.</li> <li>9 ft. coiled cable</li> <li>Includes improved strain relief design over CBA-R36-C09ZAR</li> </ul>	
25-159547-01		DB15 to DB9 Converter Cable for COM2 Port	<ul style="list-style-type: none"> <li>Connects to the DB15 COM2+CAN-Bus port on VC70 and converts to a standard DB9 male connector.</li> <li>Can be used to connect equipment with RS232 interface when CAN-bus interface is not needed.</li> <li>6" long cable</li> </ul>	
P1031365-053		QLn/ZQ6 Series Printer Serial Cable	<ul style="list-style-type: none"> <li>Connects to serial port on VC70</li> <li>6 ft. straight cable</li> </ul>	
P1031365-055		QLn/ZQ6 Series Printer USB Cable	<ul style="list-style-type: none"> <li>Connects to USB port on VC70</li> <li>6 ft. straight cable</li> </ul>	
KT-SPKR-01R		External Speaker kit	<ul style="list-style-type: none"> <li>Includes External Speaker (HSN4040A) and Speaker Adapter Cable (25-159552-01).</li> <li>VC70 internal speaker will be disabled when adapter cable is attached.</li> </ul>	
HSN4040A		External Speaker	<ul style="list-style-type: none"> <li>Motorola HSN4040A</li> <li>13 Watt water-resistant loudspeaker</li> </ul>	Speaker Adapter Cable (25-159552-01)





25-159552-01		Speaker Adapter cable	<ul style="list-style-type: none"> <li>Connects VC70 (Speaker port) to external speaker</li> <li>VC70 internal speaker will be disabled when cable is attached.</li> </ul>	External Speaker (HSN4040A)
HMN1089B (3rd party)* Can be ordered through Motorola partner BearCom: +1-214-765-7116 <a href="http://www.bearcom.com/">http://www.bearcom.com/</a>		Motorola External Push-To-Talk (PTT) Microphone	<ul style="list-style-type: none"> <li>External side-mount PTT microphone</li> <li>GCAI (water resistant)</li> <li>Includes clip for attaching mic to the Side Mount Bracket (KT-ACCMNT-VC70-R)</li> </ul>	Side Mount Bracket (KT-ACCMNT-VC70-R) for mounting mic on the side of the VC70
KT-SCANMNT-VC70-R		Scanner Mount	<ul style="list-style-type: none"> <li>Used to mount an external Scanner (i.e. LS/DS 34xx/35xx) on the side of the VC70.</li> <li>Eliminates the need for a scanner Tool Balancer/Pulley</li> <li>L136xx/DS36xx will not fit properly in this mount unless it is bent a little to make the bracket/mount wider.</li> </ul>	Side Mount Bracket (KT-ACCMNT-VC70-R) for mounting scanner mount on the side of the VC70
KT-ACCMNT-VC70-R		Accessory Side Mount Bracket	<ul style="list-style-type: none"> <li>Used to mount the External PTT Microphone or barcode scanner on the side of the VC70.</li> <li>Includes screws for mounting the accessory (Mic or Scanner) to the bracket</li> </ul>	
<b>Misc</b>				
Part Number	Picture	Description	Notes	Required Items
KT-U-MOUNT-VC70-R		U Mount Bracket w/ hardware	<ul style="list-style-type: none"> <li>Attaches to VC70 shock mount plate.</li> <li>Includes mounting hardware</li> <li>Includes screws allowing the DC Power Supply (PWRS-9-60VDC-01R) to be mounted to the back of the VC70 on the shock plate.</li> <li>Bracket uses the same vehicle mounting holes as the VC5090 bracket for easy migration.</li> <li>NOTE: Existing VC5090 U-Mount bracket can't be used with the VC70.</li> </ul>	
KT-VC50ARM3-VC70-R		VC70 to VC5090 Mounting Bracket Adapter Kit (Short)	<ul style="list-style-type: none"> <li>Allows existing VC5090 U Mount bracket to be used with VC70</li> <li>Short bracket (3.5")</li> <li>Includes mounting bolts</li> </ul>	

KT-VC50ARM7-VC70-R		VC70 to VC5090 Mounting Bracket Adapter Kit (Long)	<ul style="list-style-type: none"> <li>Allows existing VC5090 U Mount bracket to be used with VC70</li> <li>Long bracket (7")</li> <li>Includes mounting bolts</li> </ul>	
RAM-D-2461U-MOTO7		RAM Mount with Bridge	<ul style="list-style-type: none"> <li>Attaches to VC70 shock mount plate.</li> <li>Includes D-size ball attachment with VESA 75 interface</li> <li>Includes screws allowing the DC Power Supply (PWRS-9-60VDC-01R) to be mounted to the back of the VC70 on the shock plate.</li> <li>Uses RAM Mount P/N RAM-D-2461 U and includes hardware to attach to VC70.</li> </ul>	Additional RAM hardware (see <a href="http://www.ram-mount.com">http://www.ram-mount.com</a> )
RAM-D-2461U-MOTO7B		RAM Mount without Bridge	<ul style="list-style-type: none"> <li>Connects directly to VC70 shock plate.</li> <li>Includes D-size ball attachment with VESA 75 interface and screws for mounting Ball Plate to the VC70's shock mount plate.</li> <li>Power Supply (PWRS-9-60VDC-01R) CAN'T be mounted to the shock mount plate. It must be mounted remotely</li> <li>Uses RAM Mount P/N RAM-D-2461 U and includes hardware to attach to VC70.</li> </ul>	<ul style="list-style-type: none"> <li>Power Supply Extension Cable (25-159549-01) for remotely mounting Power Supply.</li> <li>Additional RAM hardware (see <a href="http://www.ram-mount.com">http://www.ram-mount.com</a>)</li> </ul>
MT4301		RAM Mount 4" arm	<ul style="list-style-type: none"> <li>Easily-installed RAM mount allows a terminal to be mounted on any plane of the 360 degree locking system.</li> <li>4" short arm.</li> <li>RAM D-size ball</li> <li>Use with one of the RAM-D brackets listed above and one of the MT35xx brackets listed below.</li> <li>Uses RAM Mount P/N RAM-D-201U-C</li> </ul>	
MT4302		RAM Mount 12" arm	<ul style="list-style-type: none"> <li>Easily-installed RAM mount allows a terminal to be mounted on any plane of the 360 degree locking system.</li> <li>12" long arm.</li> <li>RAM D-size ball</li> <li>Use with one of the RAM-D brackets listed above and one of the MT35xx brackets listed below.</li> <li>Uses RAM Mount P/N RAM-D-201U-E</li> </ul>	
MT3505		Clamp Base (2" max arm/bar)	<ul style="list-style-type: none"> <li>Clamp can be used with the 4" or 12" RAM arm (MT4301 or MT4302) to mount a vehicle mount computer on any plane</li> <li>Clamp the RAM arm on the vehicle's square or rectangular cross section bars (2" max. width).</li> <li>RAM D-size ball</li> <li>Uses RAM Mount P/N RAM-D-247U-25</li> </ul>	
MT3507		Clamp Base (3" max arm/bar)	<ul style="list-style-type: none"> <li>Clamp can be used with the 4" or 12" RAM arm (MT4301 or MT4302) to mount a vehicle mount computer on any plane</li> <li>Clamp the RAM arm on the vehicle's square or rectangular cross section bars (3" max. width).</li> <li>RAM D-size ball</li> <li>Uses RAM Mount P/N RAM-D-247U-3</li> </ul>	




MT3509		<p>Rail Base (1-1/4" to 1-7/8" rail)</p>	<ul style="list-style-type: none"> <li>▶Clamp can be used with the 4" or 12" RAM arm (MT4301 or MT4302) to mount a vehicle mount computer on any plane</li> <li>▶Clamp the RAM arm on the vehicle's round tubes/cross sections (1-1/4" to 1-7/8" max. pipe diameter).</li> <li>▶RAM D-size ball</li> <li>▶Uses RAM Mount P/N RAM-D-271U-12</li> </ul>	
MT3510		<p>Rail Base (2" to 2-1/2" rail)</p>	<ul style="list-style-type: none"> <li>▶Clamp can be used with the 4" or 12" RAM arm (MT4301 or MT4302) to mount a vehicle mount computer on any plane</li> <li>▶Clamp the RAM arm on the vehicle's round tubes/cross sections (2" to 2 1/2" max. pipe diameter).</li> <li>▶RAM D-size ball</li> <li>▶Uses RAM Mount P/N RAM-D-271U-2</li> </ul>	
(3rd party) * <a href="http://www.ram-mount.com">http://www.ram-mount.com</a>		<p>RAM mounting arms</p>	<p>Refer to RAM Mounts web site for the required arm and base and search for VC70</p>	
KT-STYLUS01-10R		<p>Stylus (pack of 10)</p>		
KT-SPRTCT-VC70-05R		<p>Spare/Replacement Screen Protector (pack of 5)</p>		
SG-VC70-VISR1-01		<p>Sun Visor</p>	<ul style="list-style-type: none"> <li>▶Mountable with cut out wing on right side of VC70</li> <li>▶Includes drop-down screen cover</li> <li>▶Attaches to VC70 using screws</li> </ul>	
AD1931DW (3rd party) * <a href="http://http://www.ultimacase.com">http://http://www.ultimacase.com</a>		<p>Sun Visor / Hood</p>	<ul style="list-style-type: none"> <li>▶Reduce screen glare without adding bulk.</li> <li>▶Attaches around screen with heavy-duty adhesive hook and loop.</li> <li>▶Removable and reattachable.</li> </ul>	

BTRY-VC70IAB00		Spare/Replacement Uninterruptible Power Supply (UPS)	<ul style="list-style-type: none"> <li>►Provides for host session persistence during vehicle battery replacement</li> <li>►30+ minutes typical. VC70 display will remain on (dim), WLAN radio remains on. Keyboard and other USB accessories (scanner) will be disabled while on UPS power.</li> <li>►Once UPS 30+ minute backup is depleted, VC70 will go into suspend mode and RAM will be protected for up to 72 hours.</li> </ul>	
8508851K46		External antenna for indoor/outdoor use	<ul style="list-style-type: none"> <li>►To be discontinued 2/2019 - see PMB 10057.</li> <li>►Used when the VC70 is used in indoor/outdoor areas where an externally mounted antenna is needed for better coverage.</li> <li>►2.4GHZ Min/5.9GHZ Max, 0 DBI</li> <li>►Requires a ground plane which can be fabricated using the instructions in the VC70 Integrator's Guide.</li> </ul>	
WTS2450-RPSMA (3rd party) *		External antenna for Indoor use	<ul style="list-style-type: none"> <li>►Used when the VC70 is used in indoor areas where an externally mounted antenna is needed for better coverage.</li> <li>►4.5 - 5.5 DBI GAIN ANTENNA</li> </ul>	RPSMA-RTRPSMA antenna adapter
<a href="http://www.arcadiansales.com">www.arcadiansales.com</a>				
RPSMA-RTRPSMA-05R (5 pack) RPSMA-RTRPSMA-10R (10 pack)		External Antenna adapter	<ul style="list-style-type: none"> <li>►Adapter allows standard external antennas to be attached to VC70 external antenna connector</li> <li>►RP-SMA to RTRP-SMA</li> </ul>	
8508851K46 (3rd party) *		External antenna for indoor use	<ul style="list-style-type: none"> <li>►Used when the VC70 is used in indoor areas where an externally mounted antenna is needed for better coverage.</li> <li>►2.4 &amp; 5 GHZ 802.11 a/b/g/n WI-FI.</li> <li>►Includes 4.5 - 5.5 DBI GAIN ANTENNA + MAGNETIC MOUNT WITH 12 FT CABLE &amp; RT/RP-SMA MALE</li> </ul>	
<a href="http://www.arcadiansales.com">www.arcadiansales.com</a>				
KT-DSCNT-VC70-05R		Replacement Desiccant packs - Package of 5	<ul style="list-style-type: none"> <li>►Once desiccant pack is used in each VC70.</li> <li>►VC70 Control Panel applet can be enabled to monitor the device's internal humidity level and will alert user when desiccant pack needs to be replaced.</li> </ul>	
3rd party *		Locking USB port cover/insert	<ul style="list-style-type: none"> <li>►Prevents unauthorized access/use of USB ports on bottom of VC70</li> <li>►Requires "key" to install and remove the USB insert</li> <li>►Covers/inserts can be ordered in different colors, each color having a unique "key"</li> </ul>	
<a href="http://www.lindy-usa.com/usb-port-blocker-pack-of-4-color-code-white-40454.html">http://www.lindy-usa.com/usb-port-blocker-pack-of-4-color-code-white-40454.html</a>				
<b>Power Cords</b>				
<b>Part Number</b>	<b>Picture</b>	<b>Description</b>	<b>Notes</b>	<b>Required Items</b>

PWRS-9-60VDC-01R		DC Power Supply	<ul style="list-style-type: none"> <li>▶9-60VDC, 12VDC, Up to 10A</li> <li>▶Can be used with electric or gas fork lifts.</li> <li>▶Can be mounted to the back of the VC70 when the U Mount Bracket (KT-U-MOUNT-VC70-R) is used.</li> </ul>	DC Power Cable (25-159551-01)
25-159551-01		DC Power Cable (9-60 VDC)	<ul style="list-style-type: none"> <li>▶Cable connect vehicle battery to DC Power Supply</li> <li>▶Works with gas and electric vehicles (9-60VDC)</li> <li>▶Includes vehicle ignition sense wire. Wire must be connected to positive terminal of vehicle battery if not connected to ignition.</li> <li>▶10 ft. long cable</li> <li>▶Includes fuse.</li> </ul>	DC Power Supply (PWRS-9-60VDC-01R)
25-159551-02		DC Power Cable (36-96 VDC)	<ul style="list-style-type: none"> <li>▶Cable connect vehicle battery to DC Power Supply</li> <li>▶Works with electric vehicles (36-96 VDC)</li> <li>▶Includes vehicle ignition sense wire. Wire must be connected to positive terminal of vehicle battery if not connected to ignition.</li> <li>▶10 ft. long cable</li> <li>▶Includes fuse.</li> </ul>	DC Power Supply (PWRS-9-60VDC-01R)
25-159553-01		VC5090 DC Power Cable Adapter	<ul style="list-style-type: none"> <li>▶Allows a vehicle wired for the VC5090 to use the VC70.</li> <li>▶Connects the VC5090 Forklift Power cable to the VC70 DC Power Supply</li> <li>▶2 ft. long cable</li> <li>▶Includes fuse. The fuse must be used to replace the existing fuse in the VC5090 Forklift Power cable.</li> </ul>	<ul style="list-style-type: none"> <li>▶DC Power Supply (PWRS-9-60VDC-01R)</li> <li>▶VC5090 Forklift Power cable (25-71919-01R, 25-71919-02R, 25-71919-03R, 25-71919-04R)</li> </ul>
25-159549-01		Power Supply Cable Extender	<ul style="list-style-type: none"> <li>▶Allows the DC Power Supply (PWRS-9-60VDC-01R) to be mounted further from the VC70 (i.e. when not mounted to the back of the VC70)</li> <li>▶6.5 ft. long cable</li> </ul>	DC Power Supply (PWRS-9-60VDC-01R)
CBL-DC-389A1-01		AC Brick Power Cable	<ul style="list-style-type: none"> <li>▶Used with Power Supply PWR-BGA12V108W0WW to connect VC to AC power supply</li> <li>▶Cable is 6.5 ft long</li> </ul>	
PWR-BGA12V108W0WW		Power Supply	<ul style="list-style-type: none"> <li>▶Used to power VC70 via AC wall outlet (for staging, training, demos, etc.</li> <li>▶100-240 VAC, 12V, 9A, 108W</li> <li>▶Provides US DOE Level VI compliance for power efficiency.</li> <li>▶Replaces PWRS-14000-241R</li> </ul>	CBL-DC-389A1-01 and 23844-00-00R
23844-00-00R		AC Line Cord		


Keyboards				
iKey keyboards				
Part Number	Picture	Description	Notes	Required Items
SLK-101-M-USB-3F		iKey Keyboard, 101 key	<ul style="list-style-type: none"> <li>▶101 Backlit keys</li> <li>▶Connects to USB port on device</li> <li>▶10-Key Numeric Pad</li> <li>▶12 Function Keys</li> <li>▶Built-In Mounting holes</li> <li>▶Windows Function Keys</li> <li>▶NOTE: This is a custom product. Please work with your Zebra representative to open a Custom Product Request (CPR) if you would like to order this item.</li> </ul>	Keyboard Tray for iKey keyboards (KT-KYBDTRAY-VC70-3)
9010376		iKey Keyboard, English	<ul style="list-style-type: none"> <li>▶Connects to USB port on device</li> <li>▶12 function keys, 86 key functionality</li> <li>▶Meets NEMA 4X specifications ensuring that keyboard is sealed against the elements or unwanted spills and can be totally washed down.</li> <li>▶Backlit keys</li> <li>▶Includes integrated HulaPoint II™ mouse</li> </ul>	Keyboard Tray for iKey keyboards (KT-KYBDTRAY-VC70-3)
9010377		iKey Color Keyboard, English	<ul style="list-style-type: none"> <li>▶Connects to USB port on device</li> <li>▶8 function keys, 72 key functionality</li> <li>▶Backlit keys</li> </ul>	Keyboard Tray for iKey keyboards (KT-KYBDTRAY-VC70-3)
KT-KYBDTRAY-VC70-3		Keyboard Tray for iKey or VH10 style keyboards	<ul style="list-style-type: none"> <li>▶Allows iKey or VH10 style keyboards to be mounted under the VC70.</li> <li>▶Includes mounting tray, arms, knobs and screws</li> </ul>	
KT-TRAY-VC70-SPRHW		Replacement Hardware Kit for Keyboard Tray	<ul style="list-style-type: none"> <li>▶Includes arms, knobs, screws that are normally included in KT-KYBDTRAY-VC70-3</li> </ul>	
RAM-246U		RAM Mount base for iKey or VH10 style Keyboards	<ul style="list-style-type: none"> <li>▶Provides alternate solution to Keyboard Tray</li> <li>▶1.5" rubber ball (RAM C size), connected to a 4.75" square plate with 4x100mm holes and 4x75mm holes in each corner.</li> <li>▶Base attaches to forklift</li> <li>▶Uses RAM Mount P/N RAM-246U</li> </ul>	<ul style="list-style-type: none"> <li>▶RAM Ball Mount for iKey Keyboards (RAM-202U)</li> <li>▶RAM Mount arm for iKey Keyboards (RAM-201U)</li> </ul>



RAM-201U		RAM Mount 3" arm for iKey or VH10 style Keyboards	<ul style="list-style-type: none"> <li>Provides alternate solution to Keyboard Tray</li> <li>Double socket arm, has a socket at both ends that accommodates 1.5" ball bases (RAM C size).</li> <li>3 inch length</li> <li>A single spring inside the arm opens the end sockets, allowing you to pivot the ball and socket connection.</li> <li>Connects RAM Mount base for iKey Keyboards (RAM-246U) to RAM Ball Mount for iKey Keyboards (RAM-202U)</li> <li>Uses RAM Mount P/N RAM-201U</li> </ul>	<ul style="list-style-type: none"> <li>RAM Mount base for iKey Keyboards (RAM-246U)</li> <li>RAM Ball Mount for iKey Keyboards (RAM-202U)</li> </ul> 
RAM-202U		RAM Ball Mount for iKey or VH10 style Keyboards	<ul style="list-style-type: none"> <li>Provides alternate solution to Keyboard Tray</li> <li>1.5" diameter rubber ball (RAM C size) connected to a flat 2.5" diameter base.</li> <li>Mount has pre-drilled holes, including the universal AMPS hole pattern.</li> <li>Attaches to mounting holes on iKey or VH10 style keyboards</li> <li>Uses RAM Mount P/N RAM-202U</li> </ul>	<ul style="list-style-type: none"> <li>RAM Mount base for iKey Keyboards (RAM-246U)</li> <li>RAM Mount arm for iKey Keyboards (RAM-201U)</li> </ul>

**VH10 style QWERTY/AZERTY keyboards**





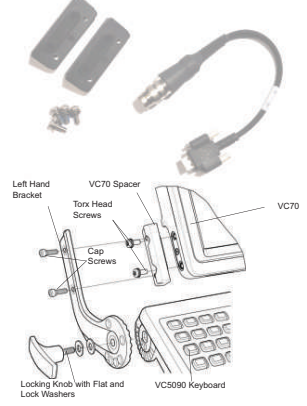
**NOTE: If F13 and higher keys are required to be used, a software update/patch may be required on the VC70.**





Part Number	Picture	Description	Notes	Required Items
KYBD-QW-VC-01		QWERTY Keyboard	<ul style="list-style-type: none"> <li>Based on the VH10 keyboard design</li> <li>12 direct Function keys with an additional 12 via shift function.</li> <li>Dimmable backlit keys.</li> <li>IP66, -30 to +50 C, condensing - for use in Freezer Applications (when used with freezer use keyboard cables)</li> <li>Build-in heaters and drainage system for error free operations even in heavy condensing environments</li> <li>Industrial keyboard controller with temperature compensation</li> <li>Meets shock/vibrations standards: EN60721-5M3, MIL810F, and Zebra internal testing standards</li> <li>Two available cable lengths allowing the installation close the by VC or away from it.</li> <li>Keyboard elastomer and cable are both field replaceable.</li> <li>Can be mounted on Keyboard Tray (KT-KYBDTRAY-VC70-3) or via RAM mount. NOTE: Keyboard will fit on Keyboard Tray KT-KYBDTRAY-VC70-R but additional holes will need to be drilled into this tray to align with screw holes on the keyboard.</li> </ul>	Keyboard Cable (CBL-VC70-KBUS1-01, CBL-VC70-KBUS2-01, CBL-VC70-KBUS3-01, or CBL-VC70-KBUS4-01)

<p>KYBD-QW-VC70-S-1 (short cable 18 cm/7 in)</p> <p>KYBD-QW-VC70-L-1 (long cable 300 cm/~10 ft)</p>		<p>QWERTY Keyboard Kit (non-freezer use)</p>	<ul style="list-style-type: none"> <li>▶Based on the VH10 keyboard design</li> <li>▶12 direct Function keys with an additional 12 via shift function.</li> <li>▶Dimmable backlit keys.</li> <li>▶IP66, -30 to +50 C, condensing - for use in Freezer Applications (when used with freezer use keyboard cables)</li> <li>▶Build-in heaters and drainage system for error free operations even in heavy condensing environments</li> <li>▶Industrial keyboard controller with temperature compensation</li> <li>▶Meets shock/vibrations standards: EN60721-5M3, MIL810F, and Zebra internal testing standards</li> <li>▶Two available cable lengths allowing the installation close the by VC or away from it.</li> <li>▶Keyboard elastomer and cable are both field replaceable.</li> <li>▶Can be mounted on Keyboard Tray (KT-KYBDTRAY-VC70-3) or via RAM mount. NOTE: Keyboard will fit on Keyboard Tray KT-KYBDTRAY-VC70-R but additional holes will need to be drilled into this tray to align with screw holes on the keyboard.</li> <li>▶Kit includes QWERTY Keyboard (KYBD-QW-VC-01) and Keyboard Cable (CBL-VC70-KBUS1-01 - short OR CBL-VC70-KBUS2-01 - long)</li> </ul>	
<p>KYBD-QW-VC70F-S-1 (short cable 37 cm/14.5 in)</p> <p>KYBD-QW-VC70F-L-1 (long cable 300 cm/~10 ft)</p>		<p>QWERTY Keyboard Kit (freezer use)</p>	<ul style="list-style-type: none"> <li>▶Based on the VH10 keyboard design</li> <li>▶12 direct Function keys with an additional 12 via shift function.</li> <li>▶Dimmable backlit keys.</li> <li>▶IP66, -30 to +50 C, condensing - for use in Freezer Applications (when used with freezer use keyboard cables)</li> <li>▶Build-in heaters and drainage system for error free operations even in heavy condensing environments</li> <li>▶Industrial keyboard controller with temperature compensation</li> <li>▶Meets shock/vibrations standards: EN60721-5M3, MIL810F, and Zebra internal testing standards</li> <li>▶Two available cable lengths allowing the installation close the by VC or away from it.</li> <li>▶Keyboard elastomer and cable are both field replaceable.</li> <li>▶Can be mounted on Keyboard Tray (KT-KYBDTRAY-VC70-3) or via RAM mount. NOTE: Keyboard will fit on Keyboard Tray KT-KYBDTRAY-VC70-R but additional holes will need to be drilled into this tray to align with screw holes on the keyboard.</li> <li>▶Kit includes QWERTY Keyboard (KYBD-QW-VC-01) and Keyboard Cable (CBL-VC70-KBUS4-01 - short OR CBL-VC70-KBUS3-01 - long)</li> </ul>	

KYBD-AZ-VC-01		AZERTY Keyboard	<ul style="list-style-type: none"> <li>▶Based on the VH10 keyboard design</li> <li>▶12 direct Function keys with an additional 12 via shift function.</li> <li>▶Dimmable backlit keys.</li> <li>▶IP66, -30 to +50 C, condensing - for use in Freezer Applications (when used with freezer use keyboard cables)</li> <li>▶Build-in heaters and drainage system for error free operations even in heavy condensing environments</li> <li>▶Industrial keyboard controller with temperature compensation</li> <li>▶Meets shock/vibrations standards: EN60721-5M3, MIL810F, and Zebra internal testing standards</li> <li>▶Two available cable lengths allowing the installation close the by VC or away from it.</li> <li>▶Keyboard elastomer and cable are both field replaceable.</li> <li>▶Can be mounted on Keyboard Tray (KT-KYBDTRAY-VC70-3) or via RAM mount. NOTE: Keyboard will fit on Keyboard Tray KT-KYBDTRAY-VC70-R but additional holes will need to be drilled into this tray to align with screw holes on the keyboard.</li> </ul>	Keyboard Cable (CBL-VC70-KBUS1-01, CBL-VC70-KBUS2-01, CBL-VC70-KBUS3-01, or CBL-VC70-KBUS4-01)
CBL-VC70-KBUS1-01		VC70 Short Keyboard Cable (non-freezer use)	<ul style="list-style-type: none"> <li>▶Short Cable length (18 cm / 7 in)</li> <li>▶Typically used when keyboard is mounted directly near the VC (i.e. on Keyboard Tray)</li> <li>▶For non-freezer environments - will not provide power for the keyboard's internal heater.</li> </ul>	
CBL-VC70-KBUS2-01		VC70 Long Keyboard Cable (non-freezer use)	<ul style="list-style-type: none"> <li>▶Long Cable length (300 cm / approx. 10 ft)</li> <li>▶Typically used when keyboard is mounted away from the VC.</li> <li>▶For non-freezer environments - will not provide power for the keyboard's internal heater.</li> </ul>	
CBL-VC70-KBUS4-01		VC70 Short Keyboard Cable (freezer use)	<ul style="list-style-type: none"> <li>▶Short Cable length (37 cm / 14.5 in)</li> <li>▶Typically used when keyboard is mounted directly near the VC (i.e. on Keyboard Tray)</li> <li>▶For freezer environments - additional RS232 connector on cable will provide power for the keyboard's internal heater.</li> <li>▶RS232 connection provides power on pin 9 via VC70's COM1 or COM2 (using 25-159547-01 Adapter Cable).</li> <li>▶VC70 Control Panel applet must be configured to power the COM port.</li> </ul>	
CBL-VC70-KBUS3-01		VC70 Long Keyboard Cable (freezer use)	<ul style="list-style-type: none"> <li>▶Long Cable length (300 cm / approx. 10 ft)</li> <li>▶Typically used when keyboard is mounted away from the VC.</li> <li>▶For freezer environments - additional RS232 connector on cable will provide power for the keyboard's internal heater.</li> <li>▶RS232 connection provides power on pin 9 via VC70's COM1 or COM2 (using 25-159547-01 Adapter Cable).</li> <li>▶VC70 Control Panel applet must be configured to power the COM port.</li> </ul>	

KT-KYBDTRAY-VC70-3		Keyboard Tray for iKey or VH10 style keyboards	<ul style="list-style-type: none"> <li>Allows iKey or VH10 style keyboards to be mounted under the VC70.</li> <li>Includes mounting tray, arms, knobs and screws</li> </ul>	
KT-TRAY-VC70-SPRHW		Replacement Hardware Kit for Keyboard Tray	<ul style="list-style-type: none"> <li>Includes arms, knobs, screws that are normally included in KT-KYBDTRAY-VC70-3</li> </ul>	
RAM-246U		RAM Mount base for iKey or VH10 style Keyboards	<ul style="list-style-type: none"> <li>Provides alternate solution to Keyboard Tray</li> <li>1.5" rubber ball (RAM C size), connected to a 4.75" square plate with 4x100mm holes and 4x75mm holes in each corner.</li> <li>Base attaches to forklift</li> </ul>	<ul style="list-style-type: none"> <li>RAM Ball Mount for iKey Keyboards (RAM-202U)</li> <li>RAM Mount arm for iKey Keyboards (RAM-201U)</li> </ul>
RAM-201U		RAM Mount 3" arm for iKey or VH10 style Keyboards	<ul style="list-style-type: none"> <li>Provides alternate solution to Keyboard Tray</li> <li>Double socket arm, has a socket at both ends that accommodates 1.5" ball bases (RAM C size).</li> <li>3 inch length</li> <li>A single spring inside the arm opens the end sockets, allowing you to pivot the ball and socket connection.</li> <li>Connects RAM Mount base for iKey Keyboards (RAM-246U) to RAM Ball Mount for iKey Keyboards (RAM-202U)</li> </ul>	<ul style="list-style-type: none"> <li>RAM Mount base for iKey Keyboards (RAM-246U)</li> <li>RAM Ball Mount for iKey Keyboards (RAM-202U)</li> </ul> 
RAM-202U		RAM Ball Mount for iKey or VH10 style Keyboards	<ul style="list-style-type: none"> <li>Provides alternate solution to Keyboard Tray</li> <li>1.5" diameter rubber ball (RAM C size) connected to a flat 2.5" diameter base.</li> <li>Mount has pre-drilled holes, including the universal AMPS hole pattern.</li> <li>Attaches to mounting holes on iKey or VH10 style keyboards</li> </ul>	<ul style="list-style-type: none"> <li>RAM Mount base for iKey Keyboards (RAM-246U)</li> <li>RAM Mount arm for iKey Keyboards (RAM-201U)</li> </ul>
KYBD-QW-SP-01		Replacement QWERTY Keypad for VH10 style keyboard	<ul style="list-style-type: none"> <li>Wear Item Replacement for KYBD-QW-VC-01 (includes Elastomer with hard caps)</li> </ul>	
KYBD-AZ-SP-01		Replacement AZERTY Keypad for VH10 style keyboard	<ul style="list-style-type: none"> <li>Wear Item Replacement for KYBD-AZ-VC-01 (includes Elastomer with hard caps)</li> </ul>	
<b>VC70 style QWERTY/AZERTY keyboards</b>				
<b>Part Number</b>	<b>Picture</b>	<b>Description</b>	<b>Notes</b>	<b>Required Items</b>

KT-TRAY-VC70-SPRHW		Replacement Hardware Kit for Keyboard Tray	►Includes arms, knobs, screws that are normally included in KT-KYBDTRAY-VC70-R	
KT-KYBDGRL1-VC70-R		Keyboard Protection Grill for QWERTY or AZERTY keyboard	►Adds extra protection to keys by minimizing the keys' exposure.	
<b>VC5090 style keyboards</b>				
<b>Part Number</b>	<b>Picture</b>	<b>Description</b>	<b>Notes</b>	<b>Required Items</b>
VC5090KYBD-02R		VC5090 Style External Keyboard (QWERTY style)	►Uses rugged USB port connector found on VC5090 unit. ►64 Backlit keys ►IP66 sealed ►Heated	Mounting Tray (KT-KYBDTRAY -VC70-R) and VC5090 Keyboard to VC70 Adapter Kit (KT-VC50KYBD-ADPT-R)
VC5090KYBD-03R		VC5090 Style External Keyboard (AZERTY style)	►Uses rugged USB port connector found on VC5090 unit. ►64 Backlit keys ►IP66 sealed ►Heated	Mounting Tray (KT-KYBDTRAY -VC70-R) and VC5090 Keyboard to VC70 Adapter Kit (KT-VC50KYBD-ADPT-R)
KT-VC50KYBD-ADPT-R		VC5090 Keyboard to VC70 Adapter Kit	►Uses spacers allowing VC5090 keyboard and associated brackets to be attached to VC70. ►Also includes adapter cable to connect VC5090 keyboard to USB port on VC70 (P/N 25-163518-01). ►Includes adapter cable, 2 spacers and 4 screws.	
<b>VC70 style Numeric keyboard</b>				
<b>Part Number</b>	<b>Picture</b>	<b>Description</b>	<b>Notes</b>	<b>Required Items</b>

<p>KYBD-NU-VC70-03R</p>		<p>21-Key Numeric Keyboard</p>	<ul style="list-style-type: none"> <li>▶Connects to USB port on VC70 using a secure locking USB connector.</li> <li>▶21 Backlit keys</li> <li>▶IP66 sealed</li> <li>▶Mounts on side of VC70</li> <li>▶Includes Keyboard Protection Grill (KT-KYBDGRL2-VC70-R)</li> </ul>	<p>Keypad Mounting Bracket (KT-KYBDMNT-VC70-R)</p>
<p>KT-KYBDNU-VC70-04R</p>		<p>21-Key Numeric Keyboard with Side Mount Bracket</p>	<ul style="list-style-type: none"> <li>▶Connects to USB port on VC70 using a secure locking USB connector.</li> <li>▶21 Backlit keys</li> <li>▶IP66 sealed</li> <li>▶Mounts on side of VC70</li> <li>▶Includes Keyboard Protection Grill (KT-KYBDGRL2-VC70-R) and Keypad Mounting Bracket (KT-KYBDMNT-VC70-R) with screws</li> </ul>	
<p>KT-KYBDMNT-VC70-R</p>		<p>Numeric Keyboard Side Mount Bracket</p>	<ul style="list-style-type: none"> <li>▶Allows 21-Key Numeric Keyboard to be mounted to left or right side of the VC70</li> <li>▶Includes screws</li> </ul>	
<p>KT-KYBDGRL2-VC70-R</p>		<p>Keyboard Protection Grill for Numeric keyboard</p>	<ul style="list-style-type: none"> <li>▶Adds extra protection to keys by minimizing the keys' exposure.</li> </ul>	